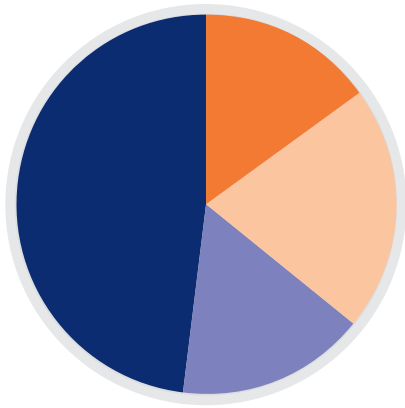
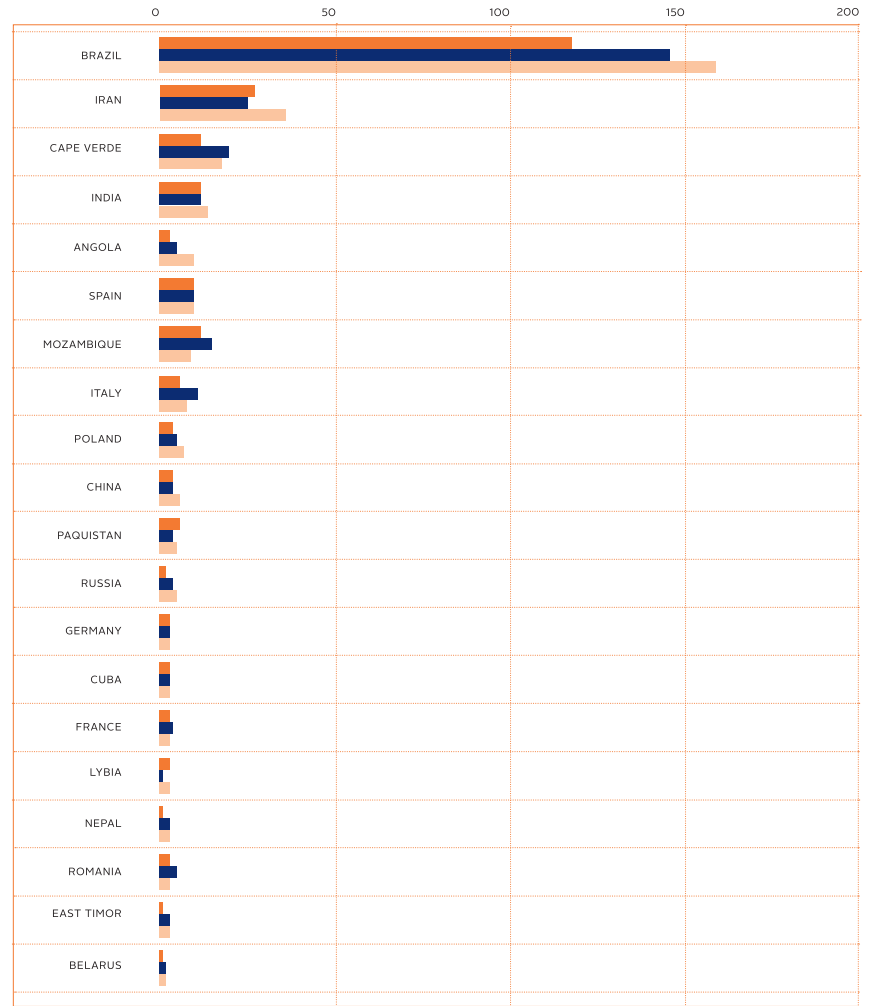


FOREIGN PHD STUDENTS BY CONTINENT



- Europe (15%)
- Asia (21%)
- Africa (16%)
- America (48%)

FOREIGN PHD STUDENTS BY NATIONALITY*

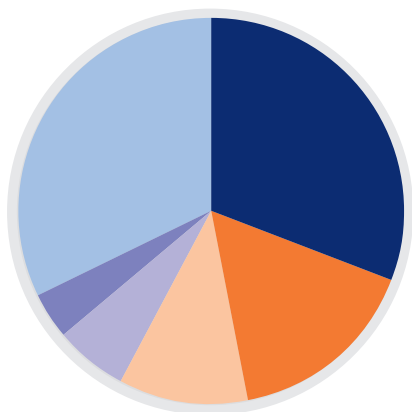


* 20 countries with the highest number of PhD students in UA of a total of 59 countries.

- 2012 / 2013
- 2011 / 2012
- 2010 / 2011

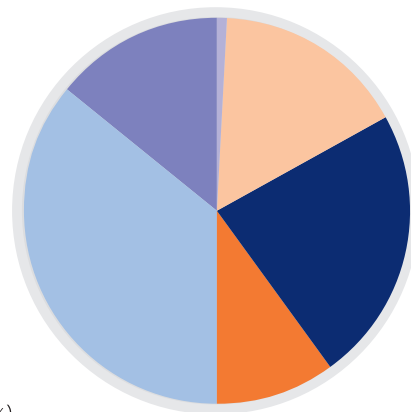
MSc and PhD theses

MSc THESES IN 2013 PER AREA



- Arts and Humanities (16%)
- Exact Sciences (4%)
- Life Sciences (11%)
- Social Sciences (31%)
- Engineering and Technology (32%)
- Health Sciences (6%)

PHD THESES IN 2013 PER AREA



- Arts and Humanities (10%)
- Exact Sciences (14%)
- Life Sciences (16%)
- Social Sciences (23%)
- Engineering and Technology (36%)
- Health Sciences (1%)